PANEL SAW WITH PRESSURE BEAM AND DIGITAL CONTROL

BZ400

QUICK TO LEARN, SAFE TO OPERATE.



The BZ400 is the first Robland saw with a moving saw unit. The panel is not pushed over a sliding table, it stays in place: the pressure beam lowers automatically, the flaps close off the cutting zone and the saw unit makes the cut, with scoring saw and main saw blade in a single pass. The machine is controlled on two axes, the saw unit angle and the back stop, and you operate it via a 12-inch touchscreen, overhead-mounted and horizontally swivelling.

TECHNICAL DATA

Main saw blade	Ø 200 – 400 x 30 mm, Ø 400 without scoring saw
Main saw speed	4200 rpm, fixed
Scoring saw	Ø 125 x 20 mm, main saw blade max. Ø 350 mm
Scoring saw speed	8600 rpm, fixed
Saw unit tilt	0° – 46°, controlled
Max. cutting height at 90°	125 mm with a Ø 400 saw blade
Max. cutting height at 46°	85 mm with a Ø 400 saw blade
Max. cutting length	3200 mm
Max. cutting width	1500 mm, via controlled back stop
Feed speed	10 – 50 m/min, stepless
Controlled axes	2: saw unit tilt and back stop

Main saw motor power	6.6 kW, S6
Scoring saw motor power	2.2 kW, S6
Pressure beam	50 – 400 kg, lowers automatically, force adjustable via a manual pressure regulator
Power supply	3 x 400 V + N
Compressed air	6 bar, 85 l/h, ¼ inch connection
Dust extraction outlets	2 x Ø 100 mm and 1 x Ø 150 mm
Control screen	12-inch touchscreen, overhead-mounted and horizontally swivelling
Weight	2500 kg
Overall dimensions (W x H x D)	5600 x 1750 x 4540 mm, with tables retracted
Standard	ISO/DIS 19085-2

CONTROL

COMPONENT	OPERATION	DETAILS
Saw blade and scoring saw angle 0° – 46°	Controlled	First axis, set automatically via the screen
Back stop, up to 1500 mm	Controlled	Second axis, positions automatically via the screen
Feed speed	Stepless	10 – 50 m/min via the screen. The saw unit keeps the same speed over the entire cut
Presets	Via the screen	Five dimensions and five angles, recalled with one tap
Calculation aid	Via the screen	You enter the dimensions you know, the screen calculates the diagonal side, the strips or the arc. You do not need to account for the saw blade parameters, the machine does that for you
Pressure beam	Automatic	Lowers automatically, not a controlled axis. You set the force with a manual pressure regulator, from 50 to 400 kg depending on the panel material
Cutting height	Manual	Not controlled, you set it yourself
Fence	Digital readout	Extendable, with several stops. The position is displayed, positioning is done by hand

STANDARD EQUIPMENT

Control panel
12-inch touchscreen, overhead-mounted and horizontally swivelling. Controls feed speed, angle, pressure beam and back stop, with start and stop buttons and emergency stop.

Two-hand start
The machine only starts when you press both start buttons at the same time.

Pressure beam with flaps
Clamps the panel. The flaps close off the cutting zone and support dust extraction.

Back stop
Controlled up to 1500 mm, positions automatically.

Fence
Extendable, with digital readout, and two stops, one of which has a digital readout.

Tables
Adjustable, for more comfort at the machine. One table can be moved lengthwise up to 3200 mm. A ruler on the mitre table shows the angle relative to the saw blade.

Signal light
Shows from a distance which phase the sawing process is in.

Emergency stop
Emergency stop on the screen, with an emergency stop cable at the front and rear.

Supplied as standard
Compressed air hose with gun (6 bar, 85 l/h, ¼ inch connection), tools for changing the saw blade, the extendable fence with digital readout and two stops, one of them with digital readout, and one table movable lengthwise up to 3200 mm.


Scoring saw and main saw blade in a single pass


Extendable fence with digital readout


Adjustable tables, one movable up to 3200 mm

OPTIONS

Extra stop

Extra stop with digital readout


Extra stop with digital readout

SAFETY AND SIGNALLING

SUPER SAFE is the safety system of the BZ400: pressure beam, flaps and two-hand start together. Before the saw starts, the cutting zone is already closed.

The pressure beam lowers automatically and clamps the panel. Flaps close off the cutting zone and support dust extraction. The machine only starts when you press both start buttons at the same time. This is not a safeguard that steps in afterwards, it is the principle itself. Emergency stop on the screen, with an emergency stop cable at the front and rear. The machine is built in accordance with ISO/DIS 19085-2.

SIGNAL LIGHT	MEANING
White	Machine ready
Green	Motor running
Green, flashing	Sawing in progress
Blue, flashing	Machine setting up
Red	Emergency stop

APPLICATION

Materials	All panel materials, as well as solid wood
Dividing and mitre cutting	On one machine, using the tilting saw unit and the fence

ORIGIN AND SERVICE

DESIGNED AND BUILT IN BELGIUM

We install the machine ourselves and set it up on site. Every BZ400 is designed, built, assembled and set up in Belgium. In Belgium, Robland comes to install and set up the machine in your workshop. In other countries, a dealer certified by Robland does this. Installation and setup are included in the service contract. Contact your Robland dealer for a demonstration and advice.

THE ACURAT LABEL

The Acurat label stands for the new generation within the Robland range. The digital control keeps evolving, even after the machine is installed in your workshop. The design focuses on ergonomics and comfort.

01 The control
Touchscreen of at least 12 inches, with access to all software upgrades.

02 The design
Housing and controls are designed for comfortable work. Clean finish in black with bronze accents.

Images show the machine with options. Technical data, configuration and images are not binding and may be changed without prior notice. Only the written order confirmation determines the version delivered. Prices on request from your Robland dealer.

MADE TO CREATE, BUILT TO LAST